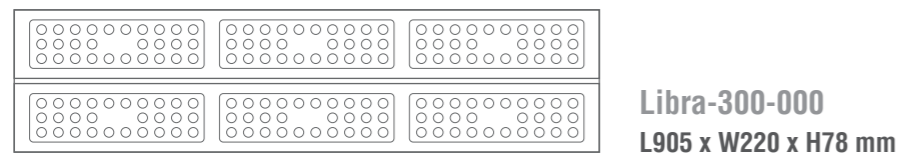
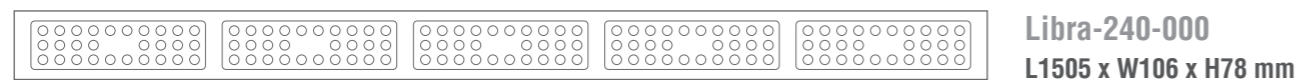

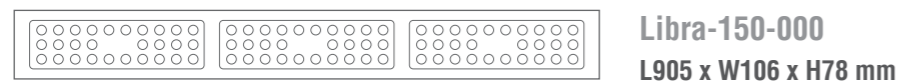
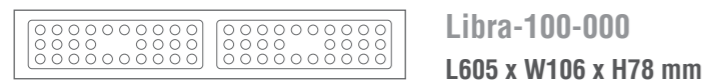


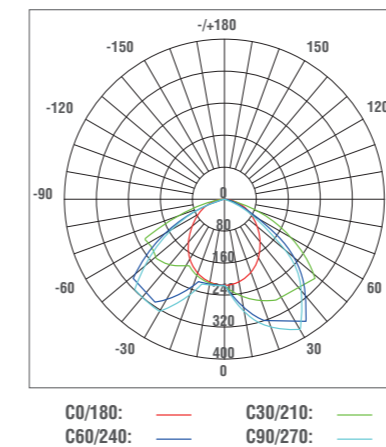


Libra, the linear highbay light, comes in six different versions with various beam angles, is perfect for applications like warehouse, tunnel, or storage rack aisle.

Dimension



Photometrics



Lumen Output

Model	Power	3000K	4000K	5000K
		145 lm/W	150 lm/W	155 lm/W
Libra-50-000	50W	7250 lm	7500 lm	7750 lm
Libra-100-000	100W	14500 lm	15000 lm	15500 lm
Libra-150-000	150W	21750 lm	22500 lm	23250 lm
Libra-200-000	200W	29000 lm	30000 lm	31000 lm
Libra-240-000	240W	34800 lm	36000 lm	37200 lm
Libra-300-000	300W	43500 lm	45000 lm	46500 lm

• Lumen may fluctuate between ± 10%. Customized higher lumen output available.

Specification

Input Voltage	100-277VAC	IP Rating	IP65
CRI	>80	Fitting Material	Cast Aluminum
Power Factor	>0.9	Electrical Class	I
SDCM	3	Lifespan	50,000h
Beam Angle	25° / 45° / 60° / 90° / 120°	Standard	EN60598-2-1 / EN55015 / EN62778
Operation Temp.	-20°C ~ +40°C		

Order Code

• Subject to change without notice. Please scan the QR code for complete code list.

Code	Model	Power	On/Off	Microwave	PIR	BT	EME	DAL	RFD	RFM	CCT	Efficiency	Dimension (mm)
LIB001	Libra-50-000	50W	●								40K	150 lm/W	L 305 * W 106 * H 78